



Mimaki UCJV150-160/UCJV300-160/130/107/75

This document bridges the gap between the Fiery XF documentation and the Mimaki UCJV150-160/UCJV300 documentation. Refer to the Installation section before you connect the printer to a computer.

The Operation section has information on profile generation and everyday use.

Also refer to the Operation Manual.

Installation

For a Mimaki UCJV150-160/UCJV300 printer, select the Fiery XF driver that matches the ink configuration in the printer.

Fiery XF Model (Printer Type)	Description
Mimaki UCJV150-160 LUS-170/175 CMYK	Ink type: LED-UV Ink (LUS-170/LUS-175) 4 Colors - CMYK
Mimaki UCJV150-160 LUS-200 CMYK	Ink type: LED-UV Ink (LUS-200) 4 Colors - CMYK
Mimaki UCJV300-160 LUS-170/175 CMYK Mimaki UCJV300-130 LUS-170/175 CMYK Mimaki UCJV300-107 LUS-170/175 CMYK Mimaki UCJV300-75 LUS-170/175 CMYK	Ink type: LED-UV Ink (LUS-170/LUS-175) 4 Colors - CMYK
Mimaki UCJV300-160 LUS-200 CMYK Mimaki UCJV300-130 LUS-200 CMYK Mimaki UCJV300-107 LUS-200 CMYK Mimaki UCJV300-75 LUS-200 CMYK	Ink type: LED-UV Ink (LUS-200) 4 Colors - CMYK
Mimaki UCJV300-160 CMYKcmW Mimaki UCJV300-130 CMYKcmW Mimaki UCJV300-107 CMYKcmW Mimaki UCJV300-75 CMYKcmW	Ink type: LED-UV Ink (LUS-170/LUS-175/LUS-200) 7 Colors - CMYKcmW
Mimaki UCJV300-160 CMYKWCI Mimaki UCJV300-130 CMYKWCI Mimaki UCJV300-107 CMYKWCI Mimaki UCJV300-75 CMYKWCI	Ink type: LED-UV Ink (LUS-170/LUS-175) 6 Colors - CMYKWCI
Mimaki UCJV300-160 CMYKW	Ink type: LED-UV Ink (LUS-200)

Fiery XF Model (Printer Type)	Description
Mimaki UCJV300-130 CMYKW Mimaki UCJV300-107 CMYKW Mimaki UCJV300-75 CMYKW	5 Colors - CMYKW

From the computer viewpoint, the Mimaki UCJV-150/UCJV-300 supports as special USB Device and Network Device also.

Download the latest driver from:

<https://mimaki.com/product/inkjet/print-cut/ucjv150-160/specification.html>

<https://mimaki.com/product/inkjet/print-cut/ucjv300-series/specification.html>

The Fiery XF drivers for Mimaki printers are available for Windows only. Macintosh OS X is not supported.

- 1 Follow the instructions in the Mimaki USB Driver Install Guide before you connect the printer. Mimaki USB Driver version 4.2.0 or later is recommended.
- 2 Install Fiery XF7.1 that supports **Mimaki UCJV-150/300 Printer Model**. To configure the Fiery XF output device:
 - Add the Printer through “**Server Manager**”.
 - Select Connection Type as “**Print via Network**” or “**Print via Port**”.

Printer Special Settings

▼ SPECIAL SETTINGS

Reset to EPL values

Reset to EPL values

Print mode

Print mode

▼

Contour cutting

Mode

Print ▼


Enable printer cut marks



Halftone mode

Use halftoning from EPL ▼

White ink printing

Print mode:

Spot color WHITE_INK 

White ink coverage:   %

Spread and choke:   mm

Media

Vaccum:

Strong 

Drying time per scan

Drying time per scan:   seconds

Autocut drying time

Autocut drying time:   seconds

Logical Seek

Enable Logical Seek

Cut

Mode:

Autocut off 

Printing order:

Printing order:

Off 

Media Type

Media Type:

PVC 

Clear ink printing

Print mode:

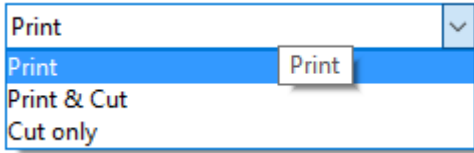
Off 

Glossy

Matte

Clear ink coverage:   %

- **Contour Cutting** – This has 3 Option to Select which is Self-Explanatory as mentioned below:



White ink printing (Supported for Mimaki UCJV-300-75/107/130/160 CMYKcmWW, Mimaki UCJV-300-75/107/130/160 CMYKW & Mimaki UCJV-300-75/107/130/160 CMYKWCI)

Following are the options to print White:

Option	Description
Spot color WHITE_INK	The spot color of this name or alias from a separated document prints white.
Inked image	Every pixel which does not have CMYK = 0,0,0,0 on the printer side adds white ink.
Bounding box	Every pixel in the image rectangle adds white ink. This is the recommended mode during linearization and profile creation.
White_INVERSE	Same as “Spot color WHITE_INK” but channel inversed.
Ink chroma map	Reduces the amount of white for darker colors.
Off	White off, even when it comes from the separated document.

The options “Inked image” and “Bounding box” work regardless whether the file is separated or not.

White ink coverage

White ink coverage is an option that configures the amount of white ink relative to black.

- **Clear ink printing (Supported for Mimaki UCJV-300-75/107/130/160 CMYKWCI)**

Print mode

There are five ways to print Clear ink:

Name	Meaning
Spot color CLEAR_INK	The spot color of this name or alias from a separated document prints Clear. This is the default mode.

Name	Meaning
Inked image	Every pixel which does not have CMYK = 0,0,0,0 on the printer side adds Clear ink.
Inked image inverse	Same as “Inked image” but channel inversed.
Bounding box	Every pixel in the image rectangle adds Clear. This is the recommended mode during linearization and profile creation.
Off	Clear off, even when it comes from the separated document.

The settings “Inked image”, “Inked image inverse” and “Bounding box” work regardless of whether the file is separated or not.

Clear ink finishing

The following types of Clear ink finishing can be achieved:

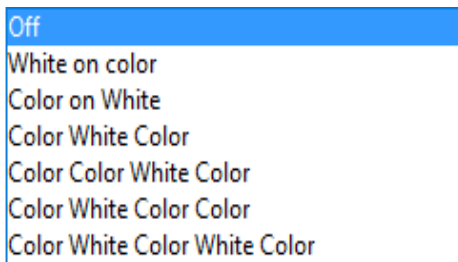
- “**Matte**” prints Clear ink with matte finish.
- “**Glossy**” prints Clear ink with glossy finish. Printing with glossy finish is slower compared to matte because the job has to go through an extra irradiation pass.

Clear ink coverage

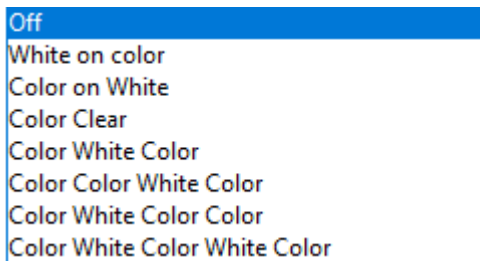
Clear ink coverage is an option that configures the amount of Clear ink relative to black. The available settings range from 1% to 100%.

- **Printing Order (Supported for Mimaki UCJV-300-75/107/130/160 CMYKcmWW & Mimaki UCJV-300-75/107/130/160 CMYKW)**

Because white is opaque, printing order is important.



Printing Order - (Supported for Mimaki UCJV-300-75/107/130/160 CMYKWCI)



1. **“Color on white”** uses white as foundation, then prints the color part.
 2. **“White on color”** prints the white on top of the color. This is for printing transparencies from the back side.
 3. **“Color White Color”** prints three layers with white in the middle.
 4. **“Color Color White Color”** prints 4 Layers in the following Sequence
Color, Color, White, Color.
 5. **“Color White Color Color”** prints 4 layers in the following Sequence.
Color, White, Color, Color.
 6. **“Color White Color White Color”** prints 5 layers in the following sequence:
Color, White, Color, White, Color.
 7. **“Color Clear”** prints Clear Ink on top of Color.
- **Vaccum** - Setting in the “Special Settings Tab” set the absorbability of absorption fan
 - **Drying time per scan** - sets the drying time per scan in the unit of 0.1 second
 - **AutoCut Drying time** - sets the drying time after printing.
 - **Logical Seek** - sets the logical seek for the printer i.e. Continuous Printing
 - **Media Type** – sets the Media Type (PVC, TARPAULIN, PET, PAPER, SYHTHETIC PAPER, FABRIC)

Constraint Table for Media Types, Print mode & Resolution

Mimaki UCJV-150-160 CMYK LUS-170/175 & Mimaki UCJV-300-160/130/107/75 CMYK LUS-170/175

Media Type	Resolution	Print Mode
PVC	900x300	6 Pass 8 Pass
PVC PET PAPER SYNTHETIC PAPER FABRIC	600x600	8 Pass 12 Pass 8 Pass(Hi-Speed Scan) 12 Pass(Hi-Speed Scan)

PVC	1200x600 1200x1200	16 Pass 22 Pass 16 Pass(Hi-Speed Scan) 22 Pass(Hi-Speed Scan)
TARPAULIN	600x300	6 Pass 4 Pass

Mimaki UCJV-150-160 CMYK LUS-200 & Mimaki UCJV-300-160/130/107/75 CMYK LUS-200

Media Type	Resolution	Print Mode
PVC PET PAPER SYNTHETIC PAPER FABRIC	600x600	16 Pass 24 Pass 16 Pass(Hi-Speed Scan) 24 Pass(Hi-Speed Scan)
PVC PET PAPER SYNTHETIC PAPER	1200x600 1200x1200	16 Pass 22 Pass 16 Pass(Hi-Speed Scan) 22 Pass(Hi-Speed Scan)

Constraint Table between Media Types, Printing Order, Print mode & Resolution

Mimaki UCJV-300-160/130/107/75 CMYKcmW

Printing Order	Media Type	Resolution	Print Mode
Off	PVC	600x600	16 Pass
White on color	PET		24 Pass
Color on White	FABRIC		16 Pass(Hi-Speed Scan)
Color White Color			24 Pass(Hi-Speed Scan)
Color White Color Color			24 Pass(Hi-Speed Scan)
Color Color White Color			24 Pass(Hi-Speed Scan)
Color White Color White			24 Pass(Hi-Speed Scan)

Color			
Off White on color Color on White Color White Color Color White Color Color Color Color White Color Color White Color White Color	PVC PET FABRIC	1200x600 1200x1200	32 Pass 44 Pass 32 Pass(Hi-Speed Scan) 44 Pass(Hi-Speed Scan)
Off White on color Color on White Color White Color Color White Color Color Color Color White Color Color White Color White Color	PVC	1200x600 1200x1200	12 Pass 16 Pass

Mimaki UCJV-300-160/130/107/75 CMYKWCI & Mimaki UCJV-300-160/130/107/75 CMYKcmW

Printing Order	Media Type	Resolution	Print Mode
Off	PVC TARPAULIN PET PAPER SYNTHETIC PAPER FABRIC	600x600	16 Pass 24 Pass 16 Pass(Hi-Speed Scan) 24 Pass(Hi-Speed Scan)
Off	PVC PET PAPER SYNTHETIC PAPER	1200x600 1200x1200	32 Pass 44 Pass 32 Pass(Hi-Speed Scan) 44 Pass(Hi-Speed Scan)
Off	PVC TARPAULIN	900x300	12 Pass 16 Pass

Off	TARPAULIN	600x300	8 Pass 12 Pass
White on color Color on White Color White Color Color White Color Color Color Color White Color Color White Color White Color	PVC PET FABRIC	600x600	16 Pass 24 Pass 16 Pass(Hi-Speed Scan) 24 Pass(Hi-Speed Scan)
White on color Color on White Color White Color Color White Color Color Color Color White Color Color White Color White Color	PVC PET FABRIC	1200x600 1200x1200	32 Pass 44 Pass 32 Pass(Hi-Speed Scan) 44 Pass(Hi-Speed Scan)
White on color Color on White Color White Color Color White Color Color Color Color White Color Color White Color White Color	PVC	1200x600 1200x1200	12 Pass 16 Pass
White on color Color on White Color White Color Color White Color Color Color Color White Color Color White Color White Color	PVC	1200x600 1200x1200	12 Pass 16 Pass

Mimaki UCJV-300-160/130/107/75 CMYKWC1

Printing Order	Media Type	Resolution	Print Mode
Color Clear	PVC PET	1200x600 1200x1200	32 Pass 44 Pass 32 Pass(Hi-Speed Scan) 44 Pass(Hi-Speed Scan)

Color Clear	PVC PET	1200x600 1200x1200	16 Pass 24 Pass 16 Pass(Hi-Speed Scan) 24 Pass(Hi-Speed Scan)
-------------	------------	-----------------------	--