



Inca printers

This document describes the specifics of the Inca printer driver. The driver supports the following printer models:

- Inca Onset X1-R
- Inca Onset X2-R
- Inca Onset X2-S
- Inca Onset X3-R
- Inca Onset X3-S

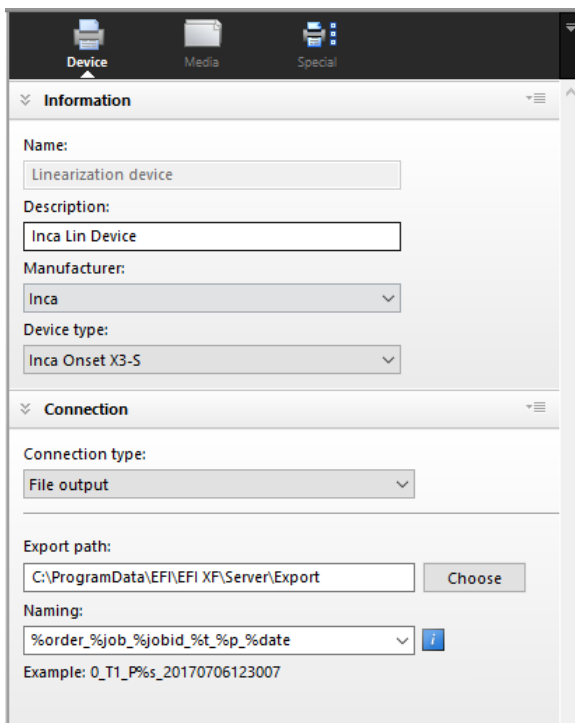
Installation

Install Fiery XF 6.5 or later.

Printer driver

Configuration

The Inca printer driver is a file output device. The output files are created in the configured Export folder. The Export folder may be a local folder on the machine or a network shared folder on a remote machine.



Connecting to a shared folder on the network

To connect to a remote shared folder using the UNC (Universal Naming Convention) you must enter your user credentials (user name and password). You also require write permissions to the remote folder. If necessary, you can add a domain to the user name, using the format <domain>\<username>. The password may be optional for user accounts that do not require it on the remote machine. You can verify the connection to the remote folder by clicking the Test button.

The Inca FE (Front End) machine may have a shared network folder that you can specify in Fiery XF for direct output.

Connecting to a local folder

Specifying a local folder can be done manually through an LFS (Local File System) path or by browsing to the location using the Choose button. You do not need to enter your user credentials to connect to a local folder.

Output

The Inca printer driver generates <job-name>.rtl files. Each printed job creates its own file based on the chosen naming format: <job-name>.rtl.

The job ticket xml contains job-specific information for the Inca printer, including the printer mode to be used and layout options.

General Settings

The printer driver supports the following printers:

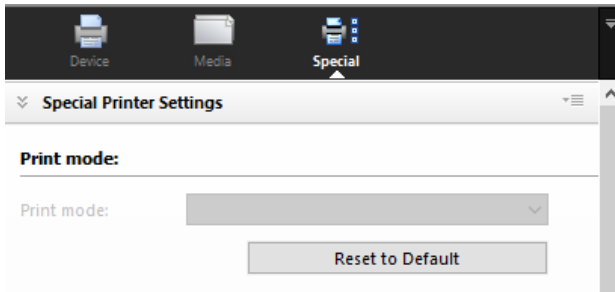
Fiery XF Model	Color Modes	Supported OS
Inca Onset X1-R	4 colors(CMYK), 6 colors(CMYKcm)	Win64, Mac
Inca Onset X2-R	4 colors(CMYK), 6 colors(CMYKcm)	Win64, Mac
Inca Onset X2-S	4 colors(CMYK), 6 colors(CMYKcm)	Win64, Mac
Inca Onset X3-R	4 colors(CMYK)	Win64, Mac
Inca Onset X3-S	4 colors(CMYK)	Win64, Mac

Note: Fiery XF does not support the CMYKO or CMYKOcm color modes.

Special printer settings

Print modes

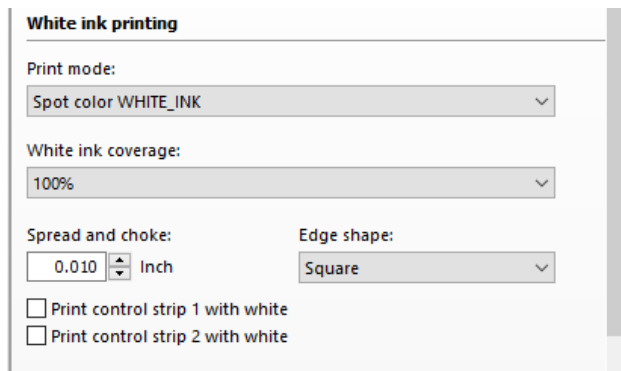
You can override the print mode saved to the selected media profile by using the print mode options on the Special Printer Settings pane:



Only print modes which are compatible with the color mode of the media profile are available for selection. For example, if the media profile was created for CMYKcm, only the print modes applicable for this color mode are displayed.

White Inks

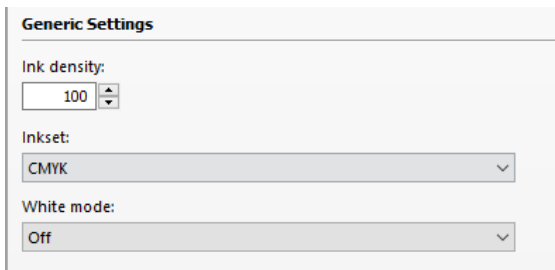
All Inca printer models support White ink. However, be aware that the White inks are optional, depending on the configuration of the physical device.



You can generate White ink either by mapping a spot color (if one exists in the input job) or by using one of the available options: Spot Color WHITE_INK, Spot Color WHITE_INK2, Bounding Box, Fixed ink amount of printed areas, Fixed ink amount on printed areas (inverted), and Dynamic ink amount of printed areas or Dynamic ink amount of printed areas (inverted).

Generic Settings

The following generic settings are available in Fiery XF:



Generic Settings

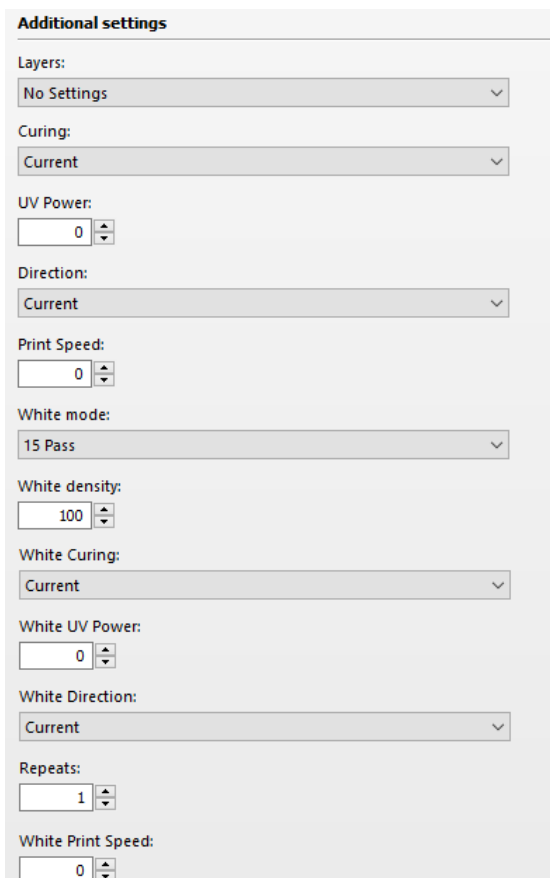
Ink density:
100

Inkset:
CMYK

White mode:
Off

Additional Settings

The following additional settings are available in Fiery XF:



Additional settings

Layers:
No Settings

Curing:
Current

UV Power:
0

Direction:
Current

Print Speed:
0

White mode:
15 Pass

White density:
100

White Curing:
Current

White UV Power:
0

White Direction:
Current

Repeats:
1

White Print Speed:
0

These generic settings and additional settings are self-explanatory.