

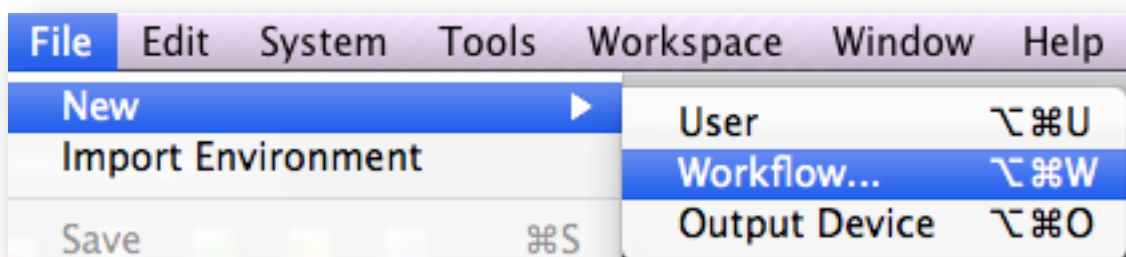
HOW TO

The Ghent PDF Output Suite 4.0 is supported by Fiery XF v6.0 and above. Follow the instructions below for successful output.

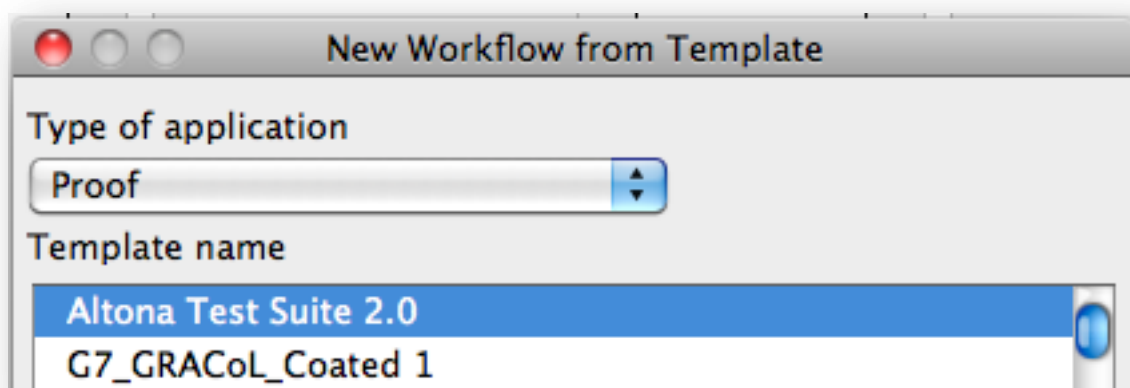
To download the Ghent Output Suite 4.0 visit <http://www.gwg.org/download/test-suites/ghent-output-suite/>.

Step-by-step:

1. Log in to your Fiery XF Client with administrative rights.
2. Go to System Manager.
3. Create a new workflow.

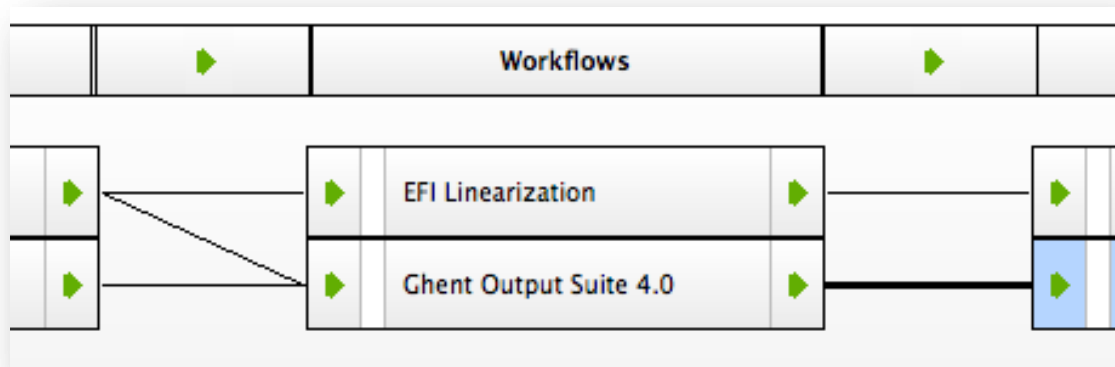


4. Select **Proof** for the type of application, and **Altona Test Suite 2.0** for the template name. Then click the **Load** button.

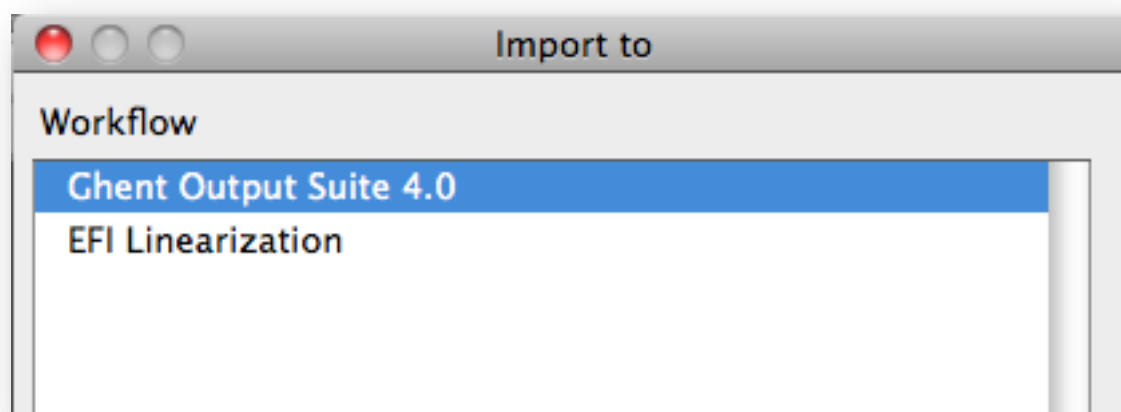


5. Double-click the workflow name to change it, if needed.

6. Connect your new workflow to the desired users and output device.



7. Go to Job Explorer.
8. Import a file into the new workflow, and print the job.



Additional information:

More information on EFI Fiery XF and Fiery proServer can be found at <http://w3.efi.com/fiery-wide-format/product-overview>.

For information on how to upgrade Fiery XF or Fiery proServer to version 6.x, please contact your EFI representative or Fiery Wide Format certified reseller.